


# SORBACT<sup>®</sup> SURGICAL DRESSING

Microbe binding adhesive dressing



## SIGNIFICANTLY REDUCES THE RISK OF SURGICAL SITE INFECTION<sup>1</sup>

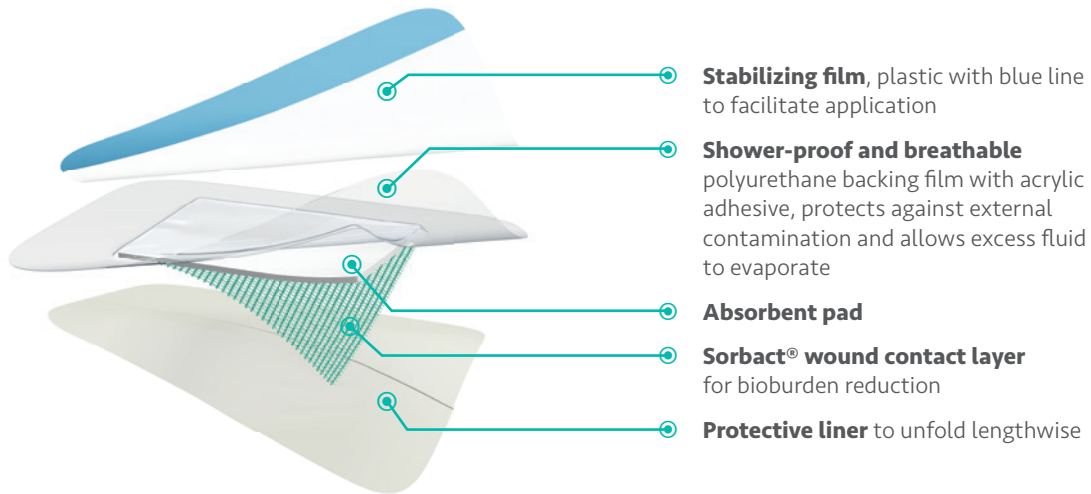
*Sorbact<sup>®</sup> Surgical Dressing is a sterile, bacteria- and fungi-binding wound dressing. It consists of a green Sorbact<sup>®</sup> wound contact layer combined with an absorbent wound pad and a transparent acrylic adhesive film. Sorbact<sup>®</sup> Surgical Dressing absorbs and retains exudate and enables a moist wound environment. The water proof backing film provides protection against external contamination and allows excess fluid to evaporate.*

Product	Ref. no.	Size	Pad Size	Pcs/pack
Sorbact <sup>®</sup> Surgical Dressing	98140	5x7.2 cm, 2x2.8 in	2.8x3.8 cm, 1.1x1.5 in	100
Sorbact <sup>®</sup> Surgical Dressing	98141	8x10 cm, 3x4 in	4x6.5 cm, 1.6x2.6 in	20
Sorbact <sup>®</sup> Surgical Dressing	98142	8x15 cm, 3x6 in	4x11 cm, 1.6x4.3 in	20
Sorbact <sup>®</sup> Surgical Dressing	98143	10x20 cm, 4x8 in	5x15 cm, 2x6 in	20
Sorbact <sup>®</sup> Surgical Dressing	98144	10x25 cm, 4x10 in	5x20 cm, 2x8 in	20
Sorbact <sup>®</sup> Surgical Dressing	98145	10x30 cm, 4x12 in	5x25 cm, 2x10 in	20
Sorbact <sup>®</sup> Surgical Dressing	98146	10x35 cm, 4x14 in	5x30 cm, 2x12 in	20



## INTENDED USE

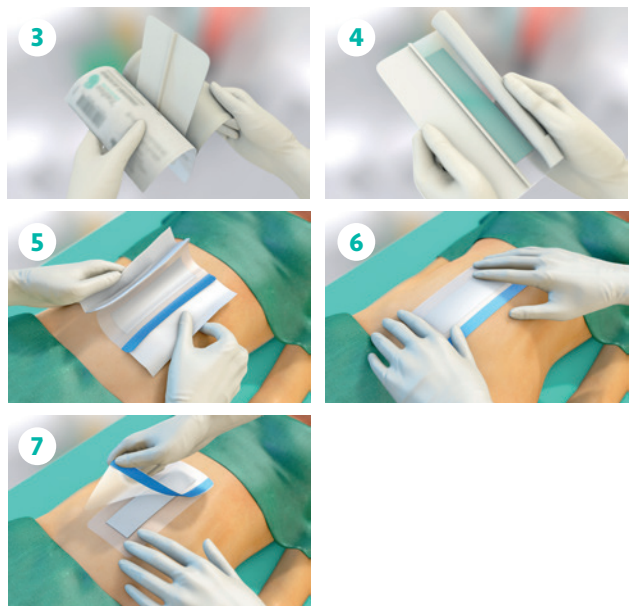
Sorbact® Surgical Dressing is intended for use in the management of clean, contaminated, colonized or infected dry to low exuding wounds, such as surgical wounds and traumatic wounds, e.g. lacerations, cuts and abrasions.



## INSTRUCTIONS FOR USE

1. Prepare the wound according to local clinical practice. Ensure that the surrounding skin is clean and dry.
2. Select an appropriate dressing size for the wound.
3. Remove the dressing from the pouch using an aseptic technique.
4. Remove the protective film from the wound contact side of the dressing.
5. Apply the dressing. Ensure that the green wound contact layer comes into direct contact with the entire wound surface.
6. Press the borders to the surrounding skin.
7. Remove the stabilizing film on top.

Should the clinical condition allow, the dressing can be left in place for up to 7 days.



**Reference:** 1. Stanirowski PJ, Bizon M, et al. Randomized Controlled Trial Evaluating Dialkylcarbamoyl Chloride (DACC) Impregnated Dressings for the Prevention of Surgical Site Infections in Adult Women Undergoing Cesarean Section. *Hosp Infect Epidemiol* 2016; [in press].

*Clinicians should ensure that the product is used in accordance with the manufacturer's instructions for use.*

## SORBACT® RIGHT FROM THE START PREVENTS AND TREATS WOUND INFECTIONS

Sorbact® microbe binding dressings prevent and treat wound infections by lowering the bioburden. Microbes bind to the dressing surface and are removed when the dressing is changed.

Sorbact® is a Swedish innovation and the range of wound dressings is available through ABIGO partners and distributors in more than 65 countries worldwide. In some regions, Sorbact® is available as Cutimed® Sorbact® and Leukomed® Sorbact®. Find your local distributor at [abigo.com](http://abigo.com). Sorbact® is a registered trademark of ABIGO Medical AB.